

Fescue – Foundation, Registered and Certified Production

The requirements shown here are specifically for Foundation, Registered and Certified production of Chewing's, Creeping Red, Hard, Meadow, Sheep and Tall Fescue.

General Requirements for All Pedigreed Seed Crops

The basic standards for all crops are set out in [General Requirements for All Pedigreed Seed Crops](#). In addition, the following standards apply to Fescue.

Land Requirements*

Inspected Crop	Must NOT be grown on land which:
Foundation	In any of the 5 years prior to the year of seeding produced: <ul style="list-style-type: none">• a non-pedigreed crop of the same crop kind.• a different variety of the same crop kind. In any of the 3 years prior to the year of seeding produced: <ul style="list-style-type: none">• a pedigreed crop of the same variety.
Registered	In any of the 3 years prior to the year of seeding produced: <ul style="list-style-type: none">• a crop of the same crop kind.
Certified	In any of the 2 years prior to the year of seeding produced: <ul style="list-style-type: none">• a crop of the same crop kind.

*Except where chemical control measures acceptable to the CSGA have been taken to eradicate growth from a previous crop of Fescue.

Crop Inspection

Fescue crops must be inspected when the crop is headed and before harvest.

Age of Stand

The maximum number of years pedigreed seed can be produced from a stand of Fescue established with Breeder or Foundation seed is outlined below. The class that can be produced from a stand varies with the class used to establish the crop, the classes of seed through which a given variety may be multiplied and the number of years the stand has been in production.

Inspected crop	When crop is established with:								
	Breeder seed of a variety without a Registered class			Breeder seed of a variety with a Registered class			Foundation seed of a variety without a Registered class		Foundation seed of a variety with a Registered class
	Foundation	Certified	Foundation	Registered		Certified	Registered	Certified	
Chewing's	4 yrs.	+ 2 yrs.	4 yrs.	+ 2 yrs.		6 yrs.	4 yrs.	+ 2 yrs.	
Creeping Red	4 yrs.	+ 2 yrs.	4 yrs.	+ 2 yrs.		6 yrs.	4 yrs.	+ 2 yrs.	
Hard	4 yrs.	+ 2 yrs.	4 yrs.	+ 2 yrs.		6 yrs.	4 yrs.	+ 2 yrs.	
Meadow	3 yrs.	+ 3 yrs.	3 yrs.	+ 3 yrs.		6 yrs.	3 yrs.	+ 3 yrs.	
Sheep	4 yrs.	+ 2 yrs.	4 yrs.	+ 2 yrs.		6 yrs.	4 yrs.	+ 2 yrs.	
Tall	3 yrs.	+ 3 yrs.	3 yrs.	+ 3 yrs.		6 yrs.	3 yrs.	+ 3 yrs.	

Crop Standards

Isolation

The isolation must be reasonably free from plants that may cross pollinate with the inspected crop. The risk to varietal purity posed by plants that may cross pollinate varies depending on area, density, stage of maturity and distance from the inspected crop. These factors will be taken into consideration in determining the pedigreed status of the inspected crop. Not more than 3 plants per square meter, on average, of plants that may cross pollinate with the inspected crop should be in the required isolation adjacent to an inspected crop.

Minimum Isolation Distances Required from an Inspected Crop to Other Crops:

1. Varietal Purity

	Distance
a. Inspected pedigreed crop of same variety and class	1 meter (3 feet)
b. Inspected pedigreed crop of same variety, different class	3 meters (10 feet)
c. Planted with Certified seed of the same variety	3 meters (10 feet)*
d. Different varieties of the same crop kind or non-pedigreed crop of the same crop kind**	Table below

* For Certified crop status only, provided the pedigree of the Certified seed used can be established.

** Chewings and Creeping Red Fescue varieties can cross pollinate and are considered the same crop kind. Chewings, Creeping Red, Hard and Sheep Fescue varieties will not cross with Meadow and/or Tall Fescue varieties and are therefore not considered the same crop kind.

Area of Inspected Crop	Minimum Isolation Distance		
	Foundation	Registered	Certified
5 acres or less	400 m (1312 ft)	300 m (984 ft)	150 m (492 ft)
More than 5 acres	300 m (984 ft)	100 m (328 ft)	50 m (164 ft)

2. Mechanical Purity

Distance

- a. Bromegrass, other Fescues (that do not cross pollinate**), Ryegrasses, Wheatgrasses, Wild Ryes 3 meters (10 feet)

Border Removal in Lieu of Isolation:

For seed crops in excess of 5 acres, removal of a border from the inspected crop in lieu of the required isolation to a different variety or non-pedigreed crop of the same crop kind is permitted as outlined in the table below. The border must be allowed to shed pollen before being discarded.

Border Removal in Lieu of Isolation Distances		
Inspected Crop	Actual isolation distance from contaminating source	Distance to be removed from the inspected seed crop
Foundation	300 m (984 ft) +	0 m (0 ft)
	200 - 299 m (656 - 983 ft)	3 m (10 ft)
	150 - 199 m (492 - 655 ft)	5 m (16 ft)
	less than 150 m (492 ft)	5 m (16 ft) + 150 m (492 ft) minus the actual isolation distance
Registered	100 m (328 ft) +	0 m (0 ft)
	75 - 99 m (246 - 327 ft)	3 m (10 ft)
	50 - 74 m (164 - 245 ft)	5 m (16 ft)
	less than 50 m (164 ft)	5 m (16 ft) + 50 m (164 ft) minus the actual isolation distance
Certified	50 m (164 ft)	0 m (0 ft)
	30 - 49 m (98 - 163 ft)	3 m (10 ft)
	25 - 29 m (82 - 97 ft)	5 m (16 ft)
	less than 25 m (82 ft)	5 m (16 ft) + 25 m (82 ft) minus the actual isolation distance

Border Removal in Lieu of Isolation (10% Rule) for **Certified Crops of Creeping Red Fescue** (not applicable to Foundation or Registered crops or any other types of Fescue):

For a Certified seed crop, 50 meters (164 feet) is normally required from the edge of the inspected crop to adjacent contaminating pollen sources including crops of different varieties or a non-pedigreed crop of Creeping Red Fescue. However, isolation requirements are based on the size of the Certified crop and the percentage of the crop within 50 meters of a contaminating pollen source (see demonstration of the 10% rule).

If the calculated area makes up more than 10% of the total inspected area of the seed crop, then border removal in lieu of isolation will be required (see table above). Borders must be allowed to shed pollen before being discarded.

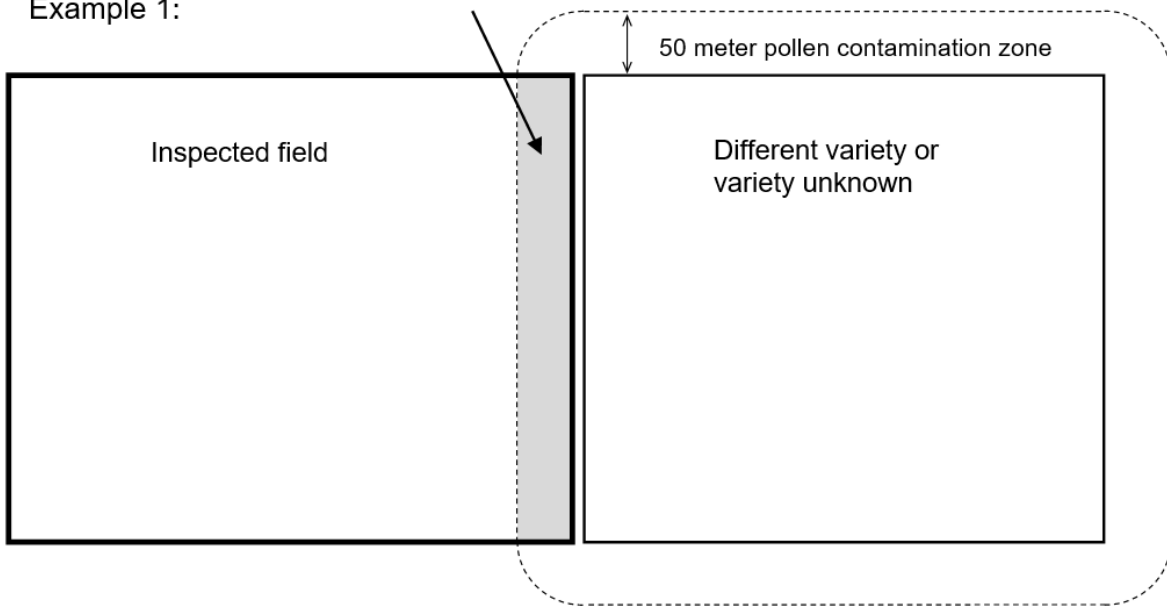
Even if each contaminating pollen source is separately affecting less than 10% of the seed field, the isolation correction/s will be required if, when combined, the sum total of all areas being affected is more than 10% of the entire seed field. For example, isolation correction is required if 6% of the west side of the field, and 5% of the south side of the field are within 50 meters of a different variety. Although each source of contamination is affecting less than 10% of the field, 11% (6+5) of the field is being affected in total so all sides affected will need to be corrected.

If the calculated area makes up 10% or less of the total inspected area of the seed crop, no border removal will be required provided there are at least 3 meters of isolation. A 3 meter isolation strip is always required between the inspected crop and adjacent contaminating pollen sources to prevent accidental harvest of the contaminating pollen source.

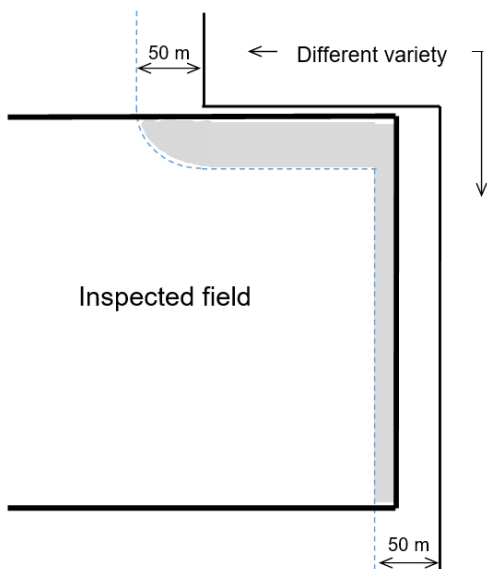
Demonstration of the 10% rule for Certified Crops of Creeping Red Fescue

The pollen contamination zone (**shaded area**) within the inspected field must not comprise more than 10 percent of the inspected seed crop area.

Example 1:

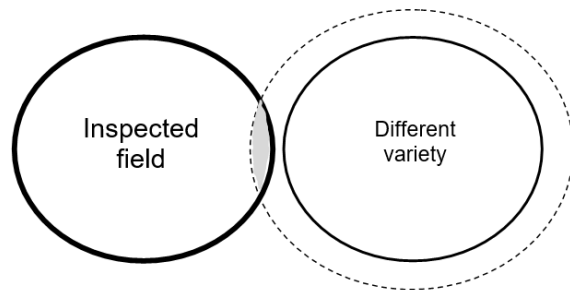


Example 2:



Example 3:

Irrigation pivots (estimate area as additive triangles)



Maximum Impurity Standards

1. **Varietal Purity** (off-types/other varieties on average in either 10 or 100 m²)
 - a. Foundation – 3 plants/100 m²
 - b. Registered – 1 plant/10 m²
 - c. Certified – 1 plant/10 m²
2. **Mechanical Purity** (other crop kinds, the seeds of which are difficult to separate from the seeds of the inspected crop on average in either 10 or 100 m²; for Fescue that includes Bromegrasses, other Fescues, Ryegrasses, Wheatgrasses and Wild Ryes)
 - a. Foundation – 3 plants/100 m²
 - b. Registered – 1 plant/10 m²
 - c. Certified – 1 plant/10 m²